


HONDA
The Power of Dreams

School of DREAMS

Book of Doing



schoolofdreams.co.uk

So what now?

The School of Dreams workshop is over. The 'Hates' you thought about and the dreams you had to change them were big, but what now? For some of you this might be the end, but for a few of you it could be the start of something really big.

Now is the time to become a 'Doer'.

It'll take time, and it'll take some doing, but if everyone does something think of how much could be done.

Who can help?

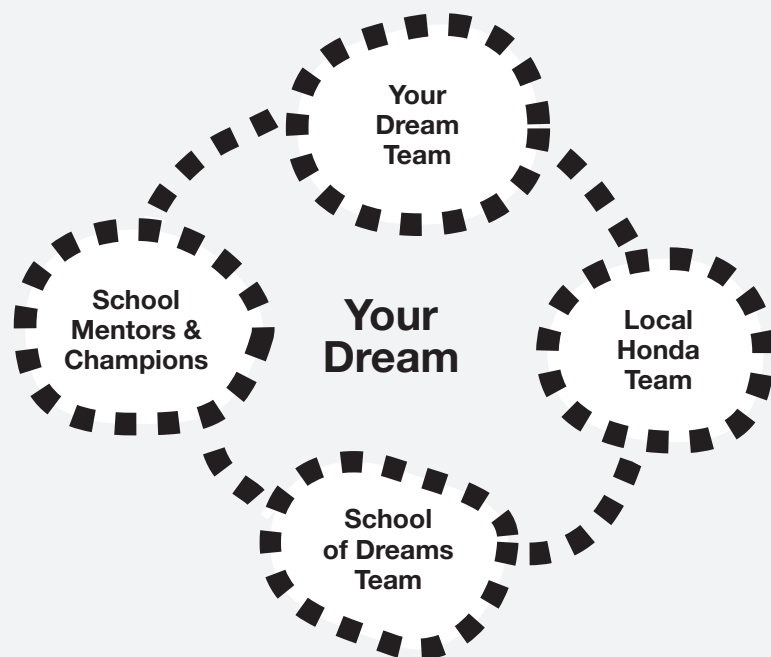
You know from the Apache Relay that you can't do it on your own, so once you have thought about what you'd like to do, you need to find some other people to help you.

What can you do?

The things you could do following School of Dreams fall into two areas:

- 1) Sharing what you discovered at the workshop with others
- 2) Developing a project to change something you hate in your world

For a downloadable version of this document go to:
www.schoolofdreams.co.uk



Notes


1. Sharing school of dreams

Sharing School of Dreams is all about passing on some of the things you learnt at the workshop to other people at your school or a partner school. Here are some of the things you will need to think about. Use Worksheet 2 to plan your sharing.

What have others done?

The Year 9 pupils at Ash Manor School in Farnham had a great time at School of Dreams. With some help from their teachers they formed nine teams and delivered School of Dreams to 250 Year 7 pupils.

They started off very scared, but ended up very excited that they had got so many more people thinking about how to change the world.



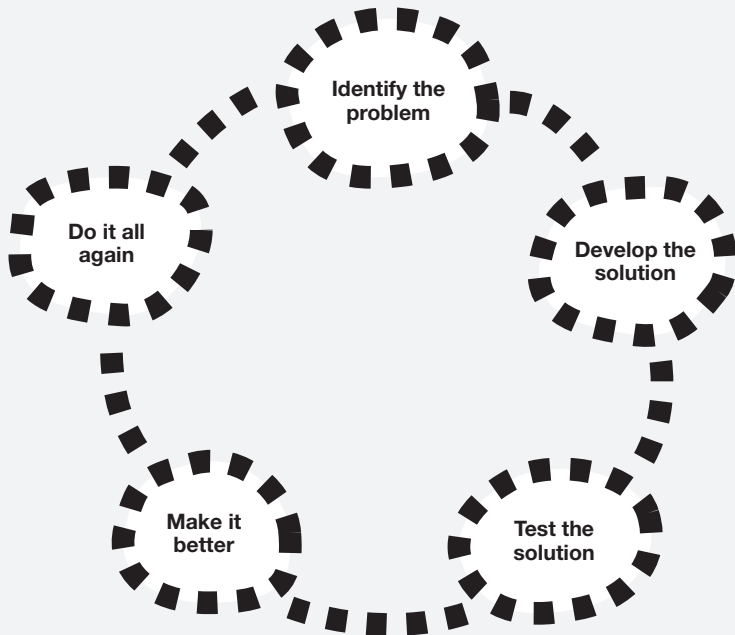
Notes

2. Changing something you hate

The other way you can carry School of Dreams on is to think about something you hate and then work to try and change it by coming up with a solution. This could be:

- Something you thought about at the workshop
- Something new that your Dream Team has come up with

Here are some steps for you to consider if you are going to change something. Use Worksheet 3 to plan your activity.



Daruma Awards are given to students, schools and local Honda Teams in recognition of activities that share the School of Dreams with others, or projects that change something in the world for the better.

For full details of the Daruma Awards programme see: www.schoolofdreams.co.uk

What have others done?

The pupils at King Alfred's School in Wantage really hated the litter around their town. They teamed up with the local council's Litter Officer and ran a campaign in junior schools to recruit a team of Doers to help clean up their community.



Notes

What to do

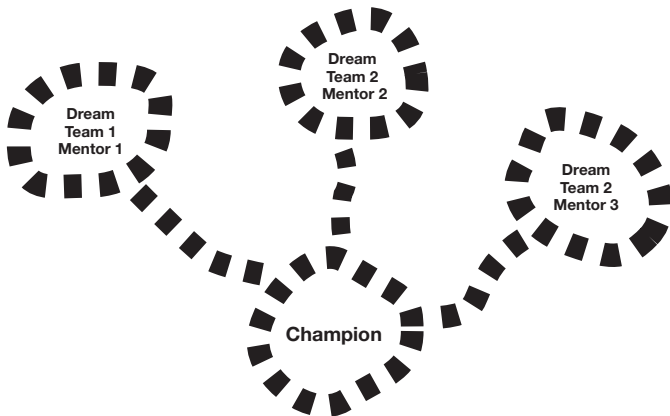
1. Set up your dream team

Your Dream Team is a group of other people from your school who want to Do, too. They could be:

- Other pupils who experienced School of Dreams
- New Doers who share your passion for change and want to get involved

You will need the right amount of Doers in your group to be able to get everything done. Too many Doers, and you may find that you don't have enough to do; not enough Doers and you might find it hard to get things done. Around five or six is a good number, but see what works for your team.

ACTION - Think carefully about who will actually get things done, rather than those who just dream about getting things done. Use Worksheet 1 to help put your team together.



2. Talk to your School of Dreams Champion

Each school will have a School of Dreams Champion, who is usually the person that organised the workshop at your school. They can help you with organisation, ideas, time and encouragement for your projects after the workshop.

Champions help with things like:

- Overseeing the formation of Dream Teams
- Overseeing the Dream Team projects – are they appropriate and challenging?
- Overseeing the quality of delivery if the Dream Teams are sharing School of Dreams
- Contributing to the School of Dream website

Champions communicate with:

- School of Dreams Mentors
- Partner schools
- The Local Honda team on behalf of the school's Dream Teams
- The School of Dreams team to let them know about your Dream Team's activities

ACTION - Find your School of Dreams Champion and let them know you are ready to get doing.

Notes

3. Find a Mentor

A Mentor is usually a teacher, but they must be prepared to be a Doer too. A Mentor can be the same person as the School of Dreams Champion, however if there are a few Dream Teams in your school it might be someone else.

What do School of Dreams Mentors do?

- Attend Dream Team meetings
- Provide support, monitor ideas and assist with activities
- Help get things done, especially where you may need permission or supervision
- Guide and facilitate the Doing
- Help to secure resources to make projects happen

ACTION - Think about who could help you get Doing and ask them to be your Mentor.

4. Ask the local Honda team

If some of the local Honda team attended the workshop at your school they might be able to help your Dream Team, too, by:

- Explaining how projects get done in the world of business
- Advising on how to set up and run your project
- Helping you get resources to make projects happen
- Celebrating your success with displays in the showroom

ACTION - Ask your Mentor to set up a meeting with the local Honda team to agree on what expectations you have of each other and how to get started.



5. Get some Resources

To get your project going, you might need some things to help you. Your Champion might have some of these resources already, so ask them to share these with you.

What do you already have?

- School of Dreams manual – with lesson plans for all the activities
- School of Dreams PowerPoint slides and videos – these will help you share School of Dreams
- Assembly videos – on the CD is an ASIMO 'welcome and 'goodbye' video
- Box of Dreams – all the equipment needed to run the activities is inside
- Your dream kit bags – containing pads, pencils and juggling balls that you were given at the workshop
- www.schoolofdreams.co.uk – where you can find loads of stuff to help you and upload examples of some of your activities.

What if you need more?

You can ask your School of Dreams Champion to bid for more things to help you Do. If your project needs some extra resources to get it up and running, you can apply for up to £500 to help you pay for them. Resources might include:

- School of Dreams top-ups – more of the materials that are in the Box of Dreams
- A specialist's time – this could be a member of the School of Dreams team, your local Honda team or another specialist that could help with the realisation of your dream
- Materials or transport costs that you need to make your project happen

For an application form for a School of Dreams grant to help you make your project happen please ask your Champion to email grants@schoolofdreams.co.uk


ACTION - Gather what you already have, work out what you need and make a plan to get it. Use Worksheet 5 to help put your bid together.

6. Share and celebrate

When you have completed your project, think of a way that you can share and celebrate it with others. This could include:

- Putting it on the school website, newsletter or local radio/TV station
- Putting it on your page on the School of Dreams website
- Presenting it at assembly or during an open evening
- Putting up a display at your local Honda team's showroom

What other ideas can you come up with for sharing your dream and making the world a better



Our School of Dreams Champion is:

The Mentor we have chosen to help us is:

Because the cleverness they have is:

Our Dream Team name is:

We feel this suits us because:

Our first meeting is going to be on:

at: **o'clock, in** **(venue)**

We have written about our Doing on the School of Dreams website on:

..... **(date)**

Worksheet 2

Sharing the School of Dreams

Things to think about before you share School of Dreams:

Who will you be sharing with?

When are we going to do it? (date)

What are we going to share?

Where are we going to do it? (venue)

Why are we going to do this?

Who can help us prepare?

How are we going to get trained up?

After you have shared School of Dreams think about:

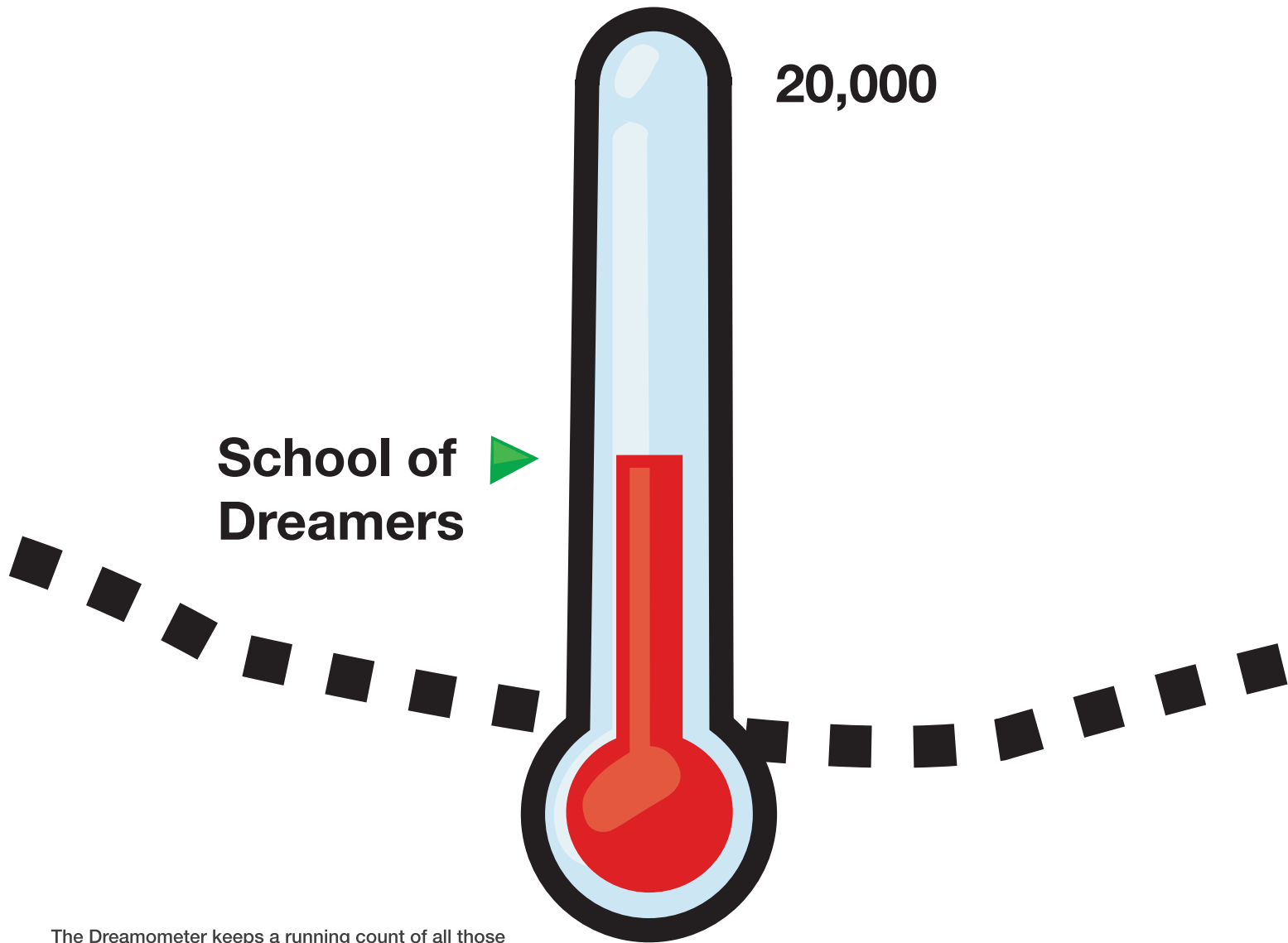
What went well?

It could be better if?

Remember to add your sharing numbers to the School of Dreams Dreamometer at
www.schoolofdreams.co.uk/your-school.aspx

Notes

Dreamometer



The Dreamometer keeps a running count of all those who have been involved in School of Dreams – either directly through attending a workshop, or indirectly through peer to peer cascading or taking part in a legacy project.

To date we've recruited more than 9,000 School of Dreamers, including students, educators and local Honda Teams. But we can't keep track of them all, so please let us know what you've been up to and we can add your school to the count.

Simply upload details to your school page at www.schoolofdreams.co.uk and we'll do the rest.

Worksheet 3

Changing something you hate

We hate...

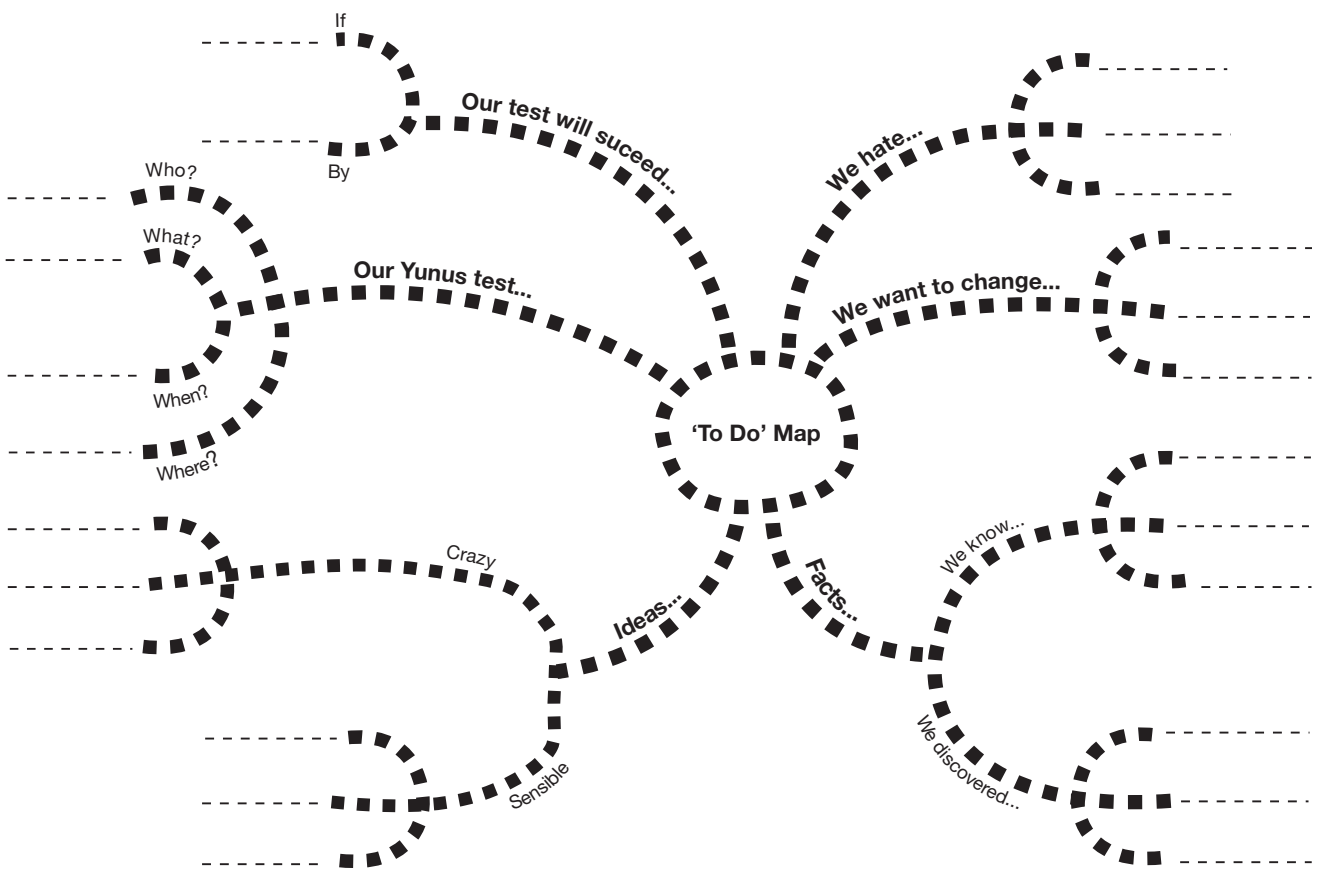
1.
2.
3.
4.
5.
6.

Now work together and come up with one thing you all agree you hate and want to change.

We want to change

ACTION: Use a Mindmap like the one you used on Day 2 of the School of Dreams to structure your ideas and formulate your plan.

Notes



Notes

Worksheet 5

Bidding for more resources

If you need some more resources to help you get Doing, you can apply for up to £500 to help you.

Things to think about:

Amount you need to help you Do (maximum £500) £

What will this money be used for?

How will this money help your Dream Team Do?

How will you measure if spending this money has been a success?

For an application form for a School of Dreams grant to help you make you project happen please ask your Champion to email: grants@schoolofdreams.co.uk

Notes

Notes for local Honda teams

The main contact between the local Honda team and the school is the School of Dreams Champion. If other members of the local Honda team are keen to be involved they can take on the role of Mentors. See page 5 above for descriptions of these roles.

Local Honda teams could help in lots of ways:

- Researching topics and discussing and clarifying ideas
- Helping to put bids together and secure resources for the Dream Teams
- Being around and available to support and encourage
- Helping to get exposure for the Dream Teams and their project, for example in the local press
- Sharing and celebrating with displays in the Honda showroom
- Providing a place for Dream Teams to meet away from school (should be supervised by their school Mentor)

What's involved?

Champions and Mentors from the local Honda team may have already attended the pre and post visits to the school, as well as the two-day workshop. See notes on page? above for details of how else you can help.

Safeguarding pupils

Where local dealer Mentors or Champions are working with Dream Teams, communications should be directed through the local School of Dreams Champion at the school to safeguard everyone.

The End

Notes